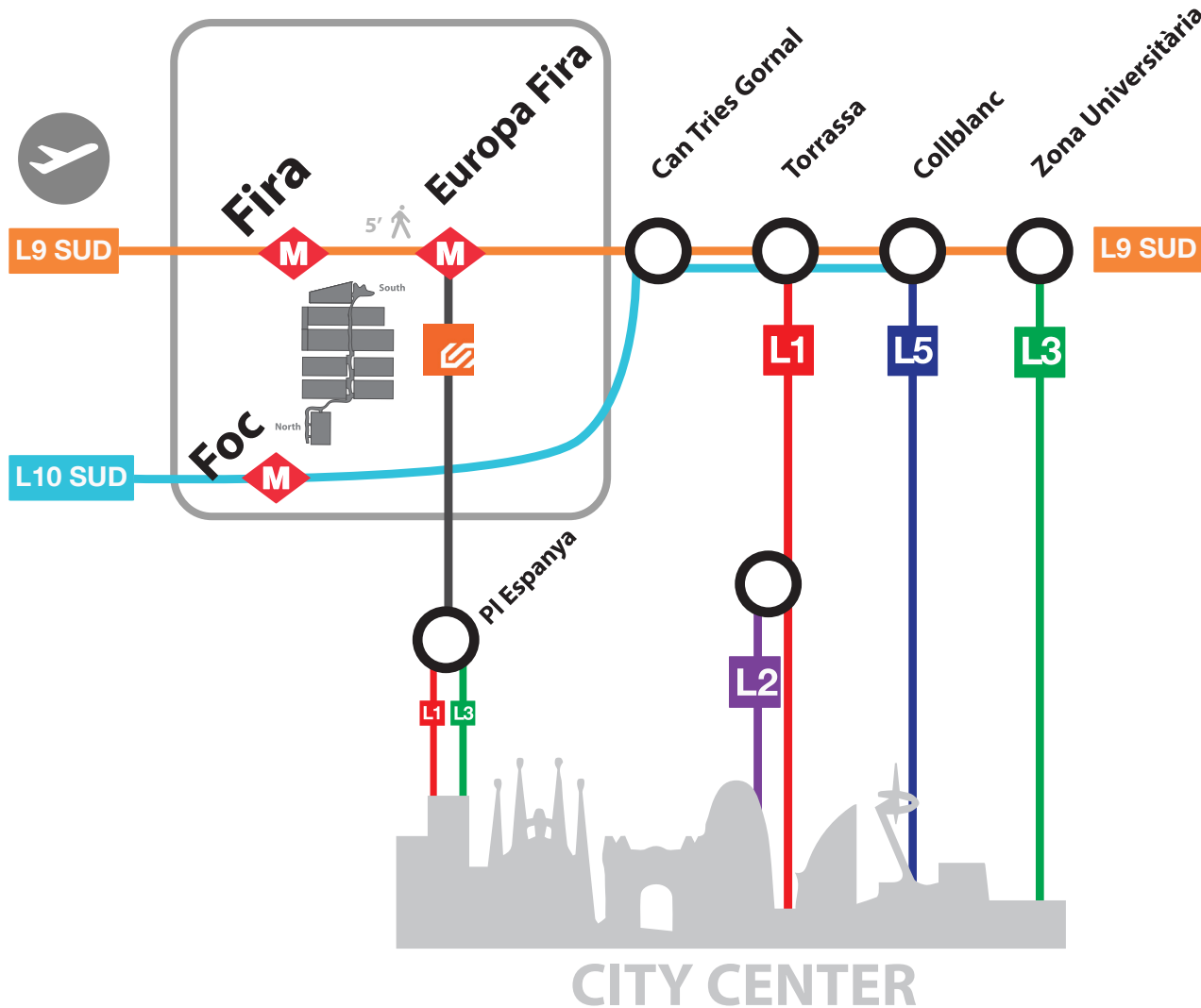
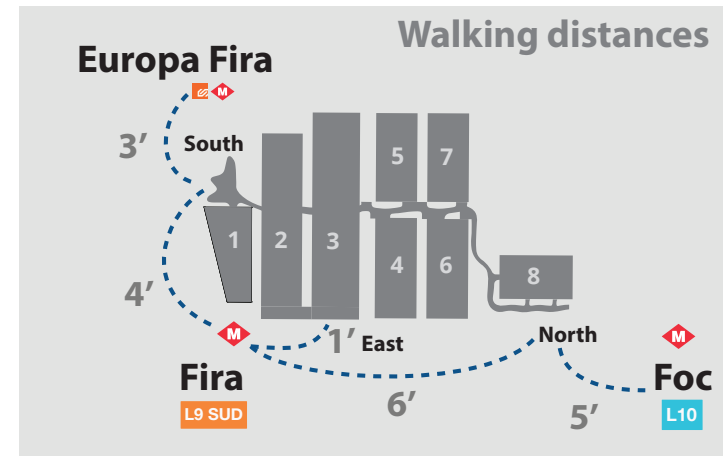


ACCESS FIRA GRAN VIA- METRO LINE TRANSIT MAP

Line 9 Sud runs from the airport to Fira Gran Via, and into the city of Barcelona. It connects with three other major Metro lines, so nearly every area of city has a simpler way to get to Fira Gran Via.



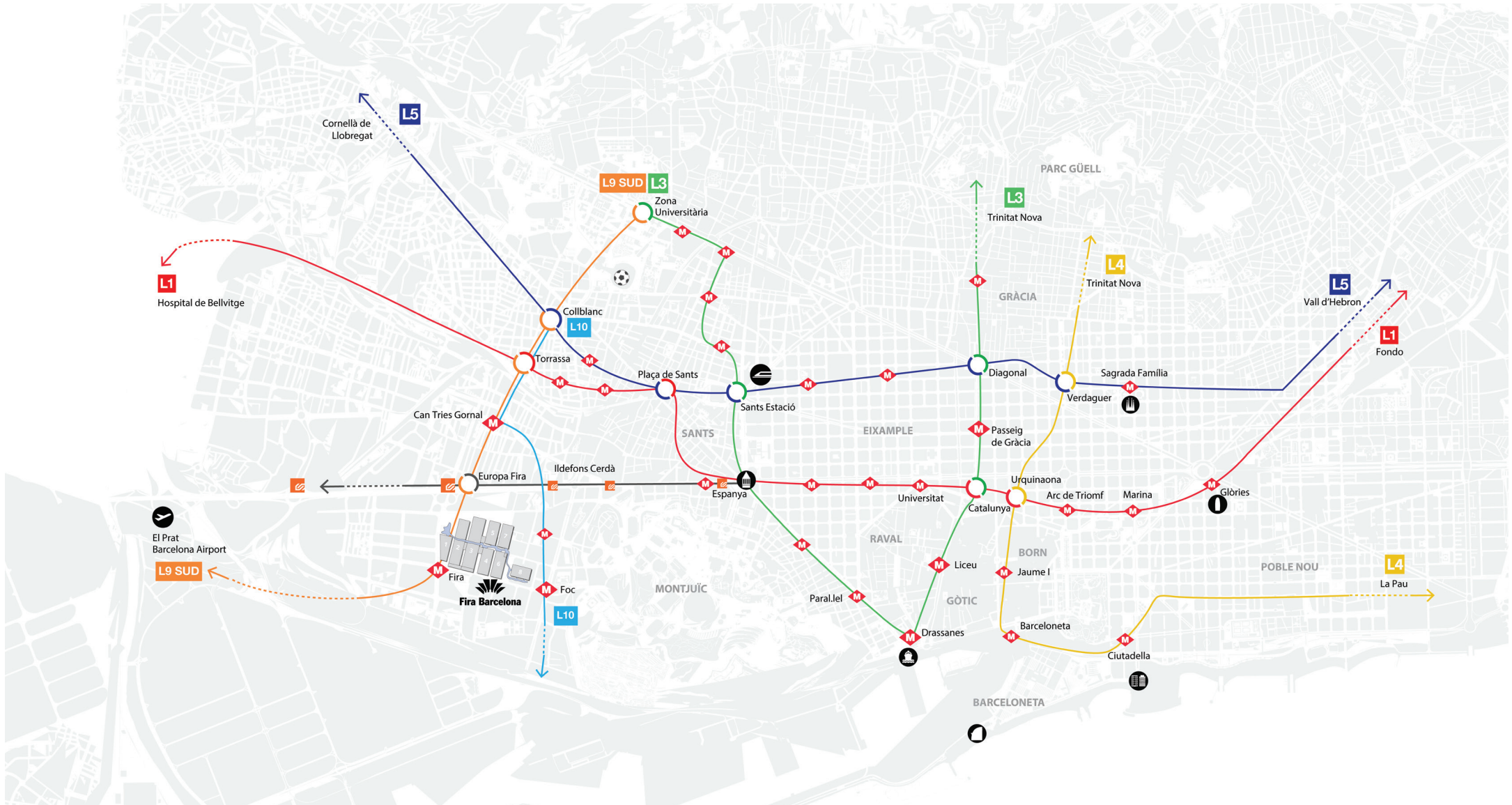
Fira to/from	
Airport Terminal 1	23 min.
Airport Terminal 2	18 min.
Plaça Catalunya	27 min.
Sants Train Station	23 min.
Sagrada Familia	35 min.
Barceloneta	39 min.



Note that if you are going to North or East Access, it is convenient to get off at **Fira Station**, this is why we encourage you to use Line 9 instead of FCG.

Use the Ferrocarrils line (FGC) only if your hotel is near Plaça Espanya but bear in mind that walking to North Entrance takes approximately 12-15min.

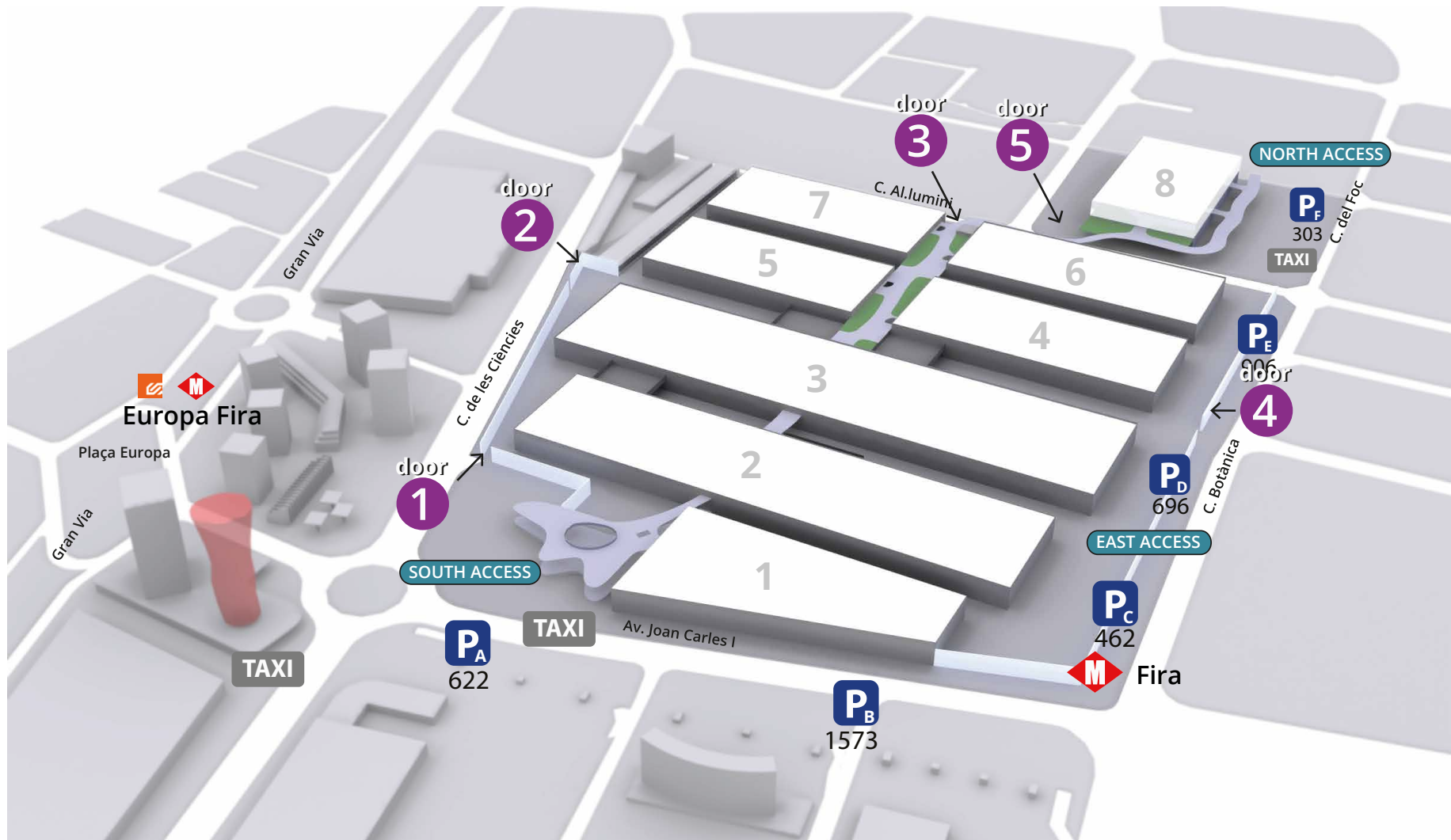
ACCESS FIRA GRAN VIA- METRO LINE TRANSIT MAP



ROAD ACCESS



VEHICLE ACCESS DOORS



Lorry access to halls 1/7 is through door number 1, 3 or 4
Lorry access to halls 8.0 and 8.1 is through door number 5

LORRY ACCESS & PARKING FACILITIES

Vehicle access to the venue premises uses a tickets system, which should be paid at your departure from the venue at the tickets machines next to the exit gate.

Access fee varies depending on the type of vehicle as indicated below:

	Access fee	Fee per hour
Vehicles up 2 m high	2,00€ (valid for 1h.)	5,00€/h.
Vehicles from 2 to 3,5 m high	5,00€ (valid for 2 hrs.)	7,00€/h.
Vehicles above 3,5 m high	10,00€ (valid for 3 hrs.)	12,00€/h.

Fee per hour will be applied to those vehicles that stay longer than its corresponding access time (depending on the size of vehicle – see above chart).

Overnight parking is not permitted within the venue. Vehicles that park overnight will be charged as above and extra penalty of 300 € per night and vehicle.



LORRY ACCESS

(only during Set-up and dismantling)

Fira Barcelona Gran Via Venue is equipped with several access/exit doors as shown below. Please note that not all doors are accessible at all time, and therefore the venue team will inform you about which door has been allocated for your event.



Lorry access to halls 1/7 is through door number 1, 3 or 4
Lorry access to halls 8.0 and 8.1 is through door number 5

PARKING FACILITIES

The venue is also equipped with underground car park facilities (for vehicles below 2.05 m) along its perimeter (see venue map).

Parking "A" at the South Access is open from Monday to Friday from 07:30 am to 08:00 pm

Rate per hour at this parking is: 3.00€/h.

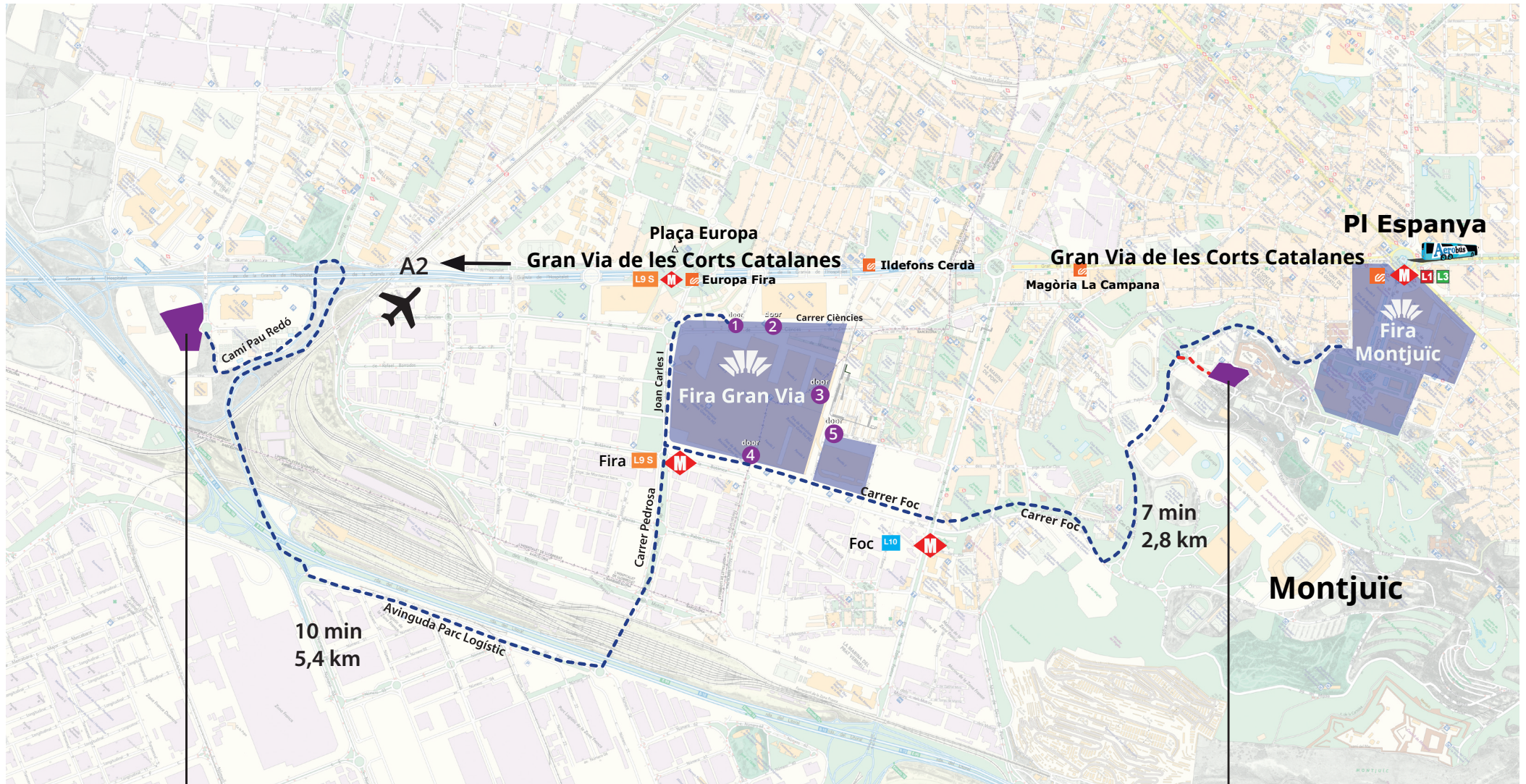
The timetable of parking "A", as well as opening of other parking facilities can be adjusted according to the requirements of your event.

A pre-paid package for using the parking can be offered to you and your exhibitors. Please contact us for further information.

For large vehicles higher than 2.05 m, two parking areas are located near the venue, see next page.



LORRY PARKING AREAS



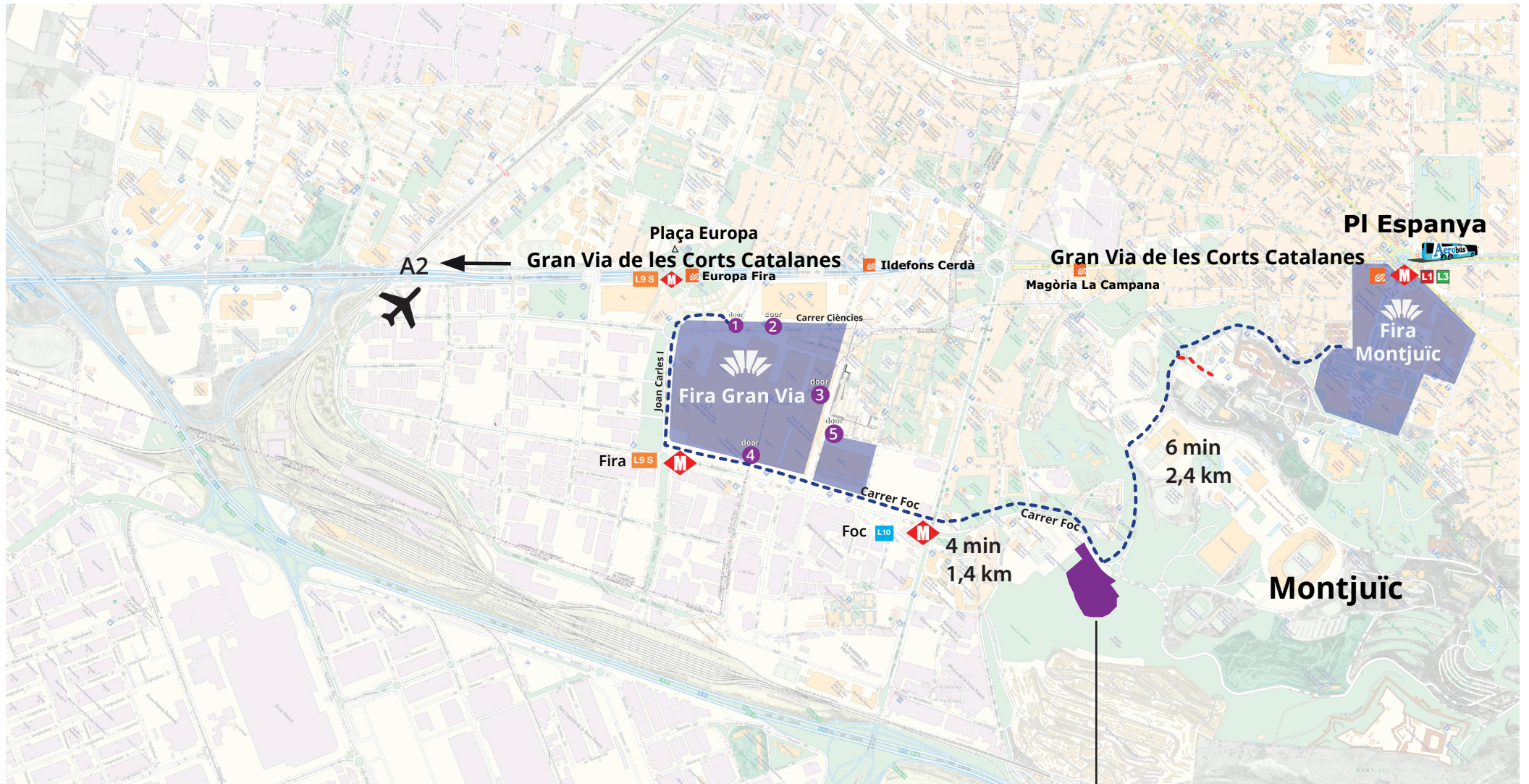
Parking Bellvitge 24h

C/ Camí de Pau Redó L'Hospitalet de llobregat
Phone +34 617 757 929

Parking Iglesias 24h

Avda Montanyans s/n Barcelona
Phone +34 93 425 0031

LOGISTIC AREA SOT DEL MIGDIA



GPS 41°21'34.7"N 2°08'58.3"E

Google Map click here

<https://goo.gl/maps/9BErHD7ZUJQ2>

Sot del Migdia